

# Avalon Beach SLSC – eLearning Instructions

V3 August 16 2017

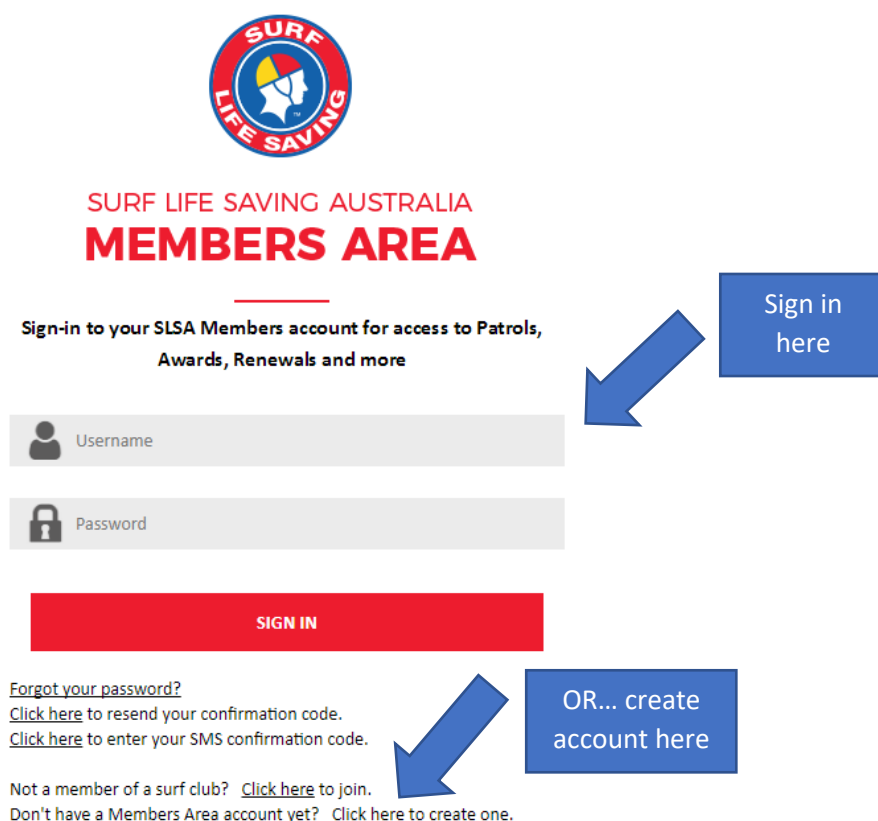
## Contents

Accessing the SLSA eLearning .....	1
Enrolling on a course.....	3
Accessing and completing a course .....	6
Accessing your certificate .....	8

---

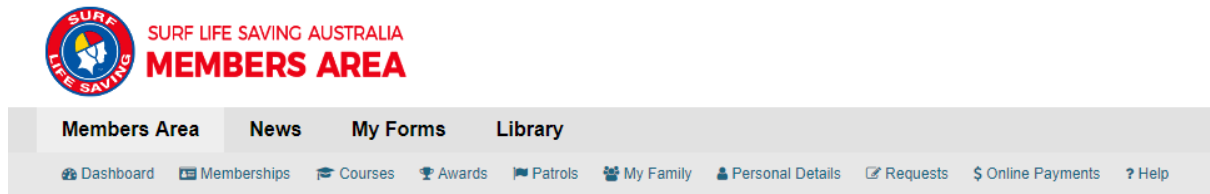
## Accessing the SLSA eLearning

1. Go to the SLS Members Portal <https://portal.sls.com.au> and sign in. Note, if you don't have a member's portal account, click the link on the login page to create one.

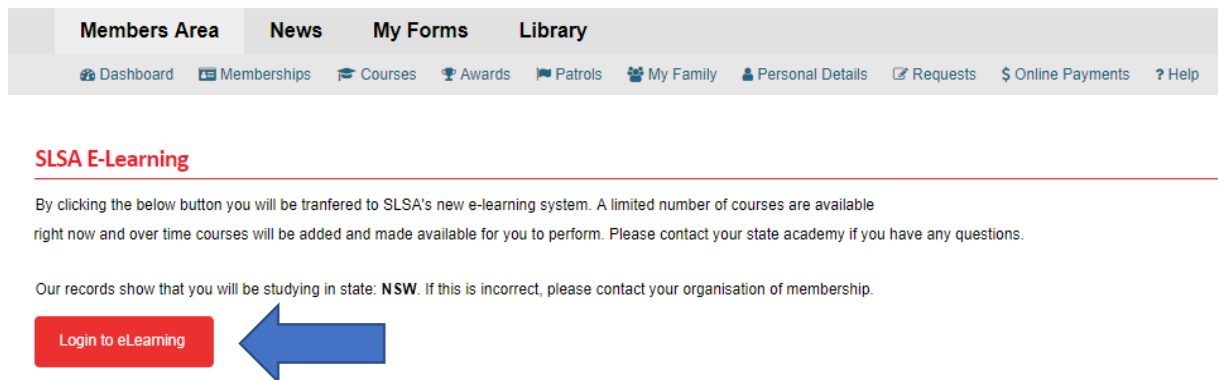


The image shows a screenshot of the Surf Life Saving Australia Members Area login page. At the top is the Surf Life Saving Australia logo, a circular emblem with a surfboard and a lifebuoy. Below the logo, the text reads "SURF LIFE SAVING AUSTRALIA MEMBERS AREA". Underneath, it says "Sign-in to your SLSA Members account for access to Patrols, Awards, Renewals and more". There are two input fields: "Username" and "Password". A red "SIGN IN" button is below the fields. To the right of the fields, a blue box contains the text "Sign in here" with a blue arrow pointing to the "SIGN IN" button. Below the "SIGN IN" button, there are links for "Forgot your password?", "Click here to resend your confirmation code.", and "Click here to enter your SMS confirmation code.". A blue box contains the text "OR... create account here" with a blue arrow pointing to the "Click here to enter your SMS confirmation code." link. At the bottom, there are links for "Not a member of a surf club? Click here to join." and "Don't have a Members Area account yet? Click here to create one."

- When logged into the Members Area, select Courses from the menu bar.



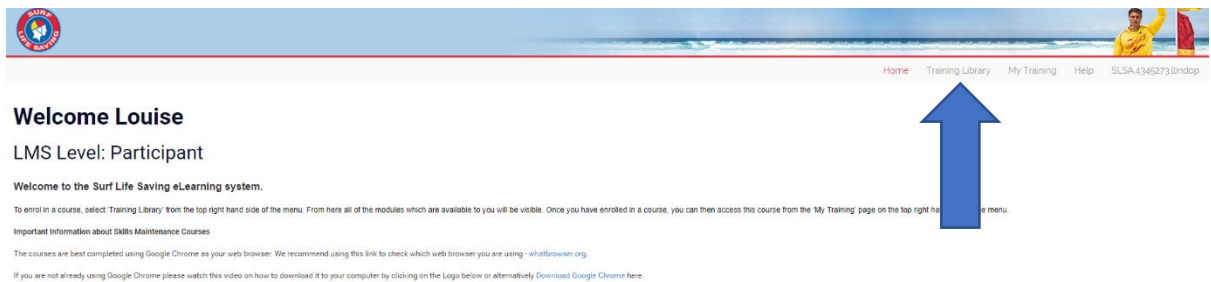
- Click **Login to eLearning**.



- The first time you log in you will be asked to accept terms and conditions before being directed to the welcome page.

# Enrolling on a course

1. Click **Training Library**.



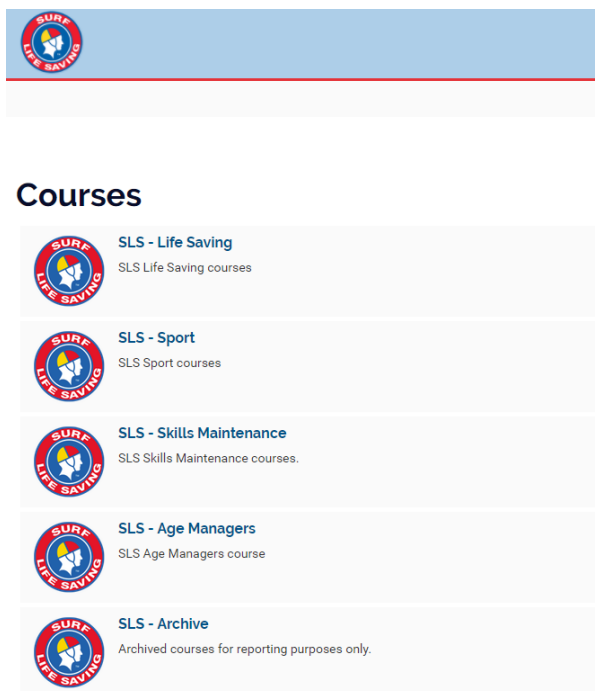
2. Click the required course category.

The category will be **SLS – Life Saving** for Bronze Medallion, Surf Rescue Certificate (SRC), IRB Crew, Silver Medallion Aquatic Rescue, Silver Medallion Basic Beach Management and Advanced Resuscitation Techniques.

The category will be **SLS – Sport** for Development Coach and Foundation Coach.

The category will be **SLS – Skills Maintenance** for Resuscitation, Radio and Powercraft Skills Maintenance.

The category will be **SLS – Age Managers** for Age Managers Part 1, 2 and 3.



3. Scroll down the page to find the course you would like to enrol on then click the **Enrol** button. This example shows enrolment on the Surf Rescue Certificate course.

**Surf Rescue Certificate** *Surf Life Saving*

This course provides participants with the skills and knowledge of basic patrolling and surf awareness in order to be able to participate in lifesaving operations.

---

**1. SRC - Module 1 - Safety & wellbeing**

---

**2. SRC - Module 2 - Surf awareness & skills**

---

**3. SRC - Module 3 - The human body**

---

**4. SRC - Module 4 - Cardiopulmonary resuscitation**

---

**5. SRC - Module 6 - First aid**

---

**6. SRC - Module 7 - Communications**

---

**7. SRC - Module 8 - Radio operations**


---


**8. SRC - Module 9 - Rescue techniques**

---


**9. SRC - Module 11 - Beach management**

---



 **Free**

4. Click **Process Payment**. Note, with the exception of the SLS –Sports category, there is no payment required for courses. Cost is \$0.00.



ACCOUNT LOG IN    PROCESS PAYMENT    START TRAINING

### Pay for your course

This is a secure 256-bit SSL Encrypted payment


You have sufficient credit to purchase this course.  
No additional payment is required.

ITEM	Cost
Surf Rescue Certificate	\$0.00

PROMOTIONAL CODE  [APPLY](#)

[PROCESS PAYMENT](#) ←

5. Wait to be automatically directed, or click **Go To Training**.



ACCOUNT LOG IN    PROCESS PAYMENT    START TRAINING

### Purchase Complete

Thank you for choosing etrainu

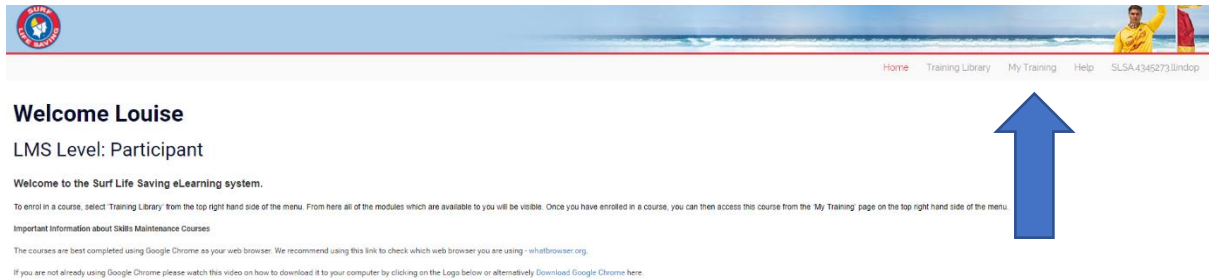
Your payment was successful and your receipt has been sent to your email address:  
**louise.lindop@gmail.com**

You will now be directed to your online training.

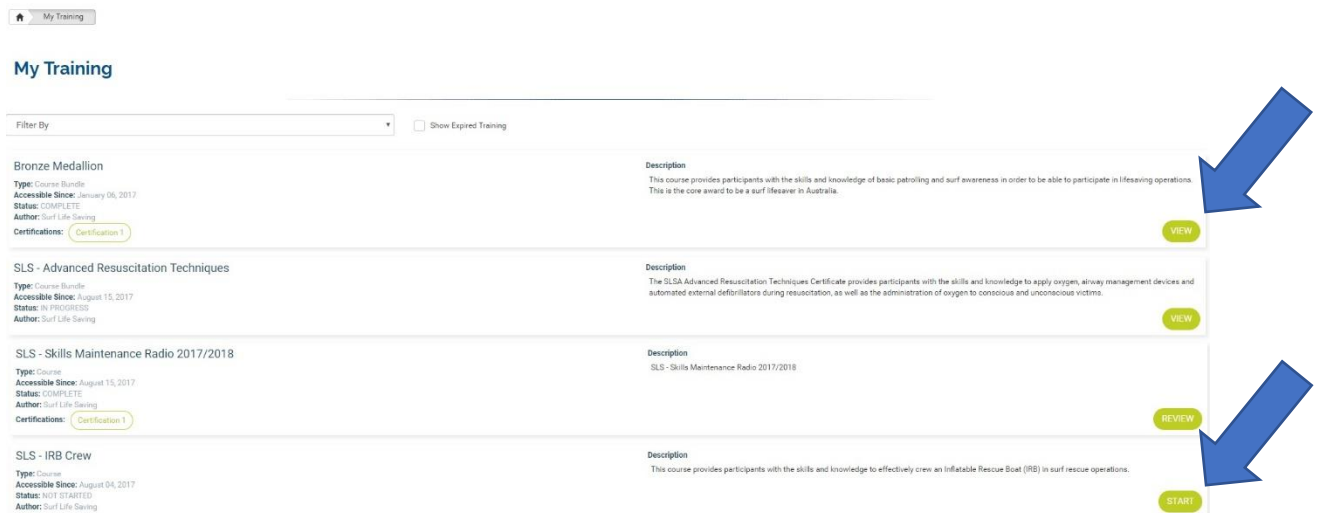
[GO TO TRAINING](#) ←

## Accessing and completing a course

1. If you've just logged in, click **My Training**. If you've just enrolled, you can skip this step and go to step 2 below.

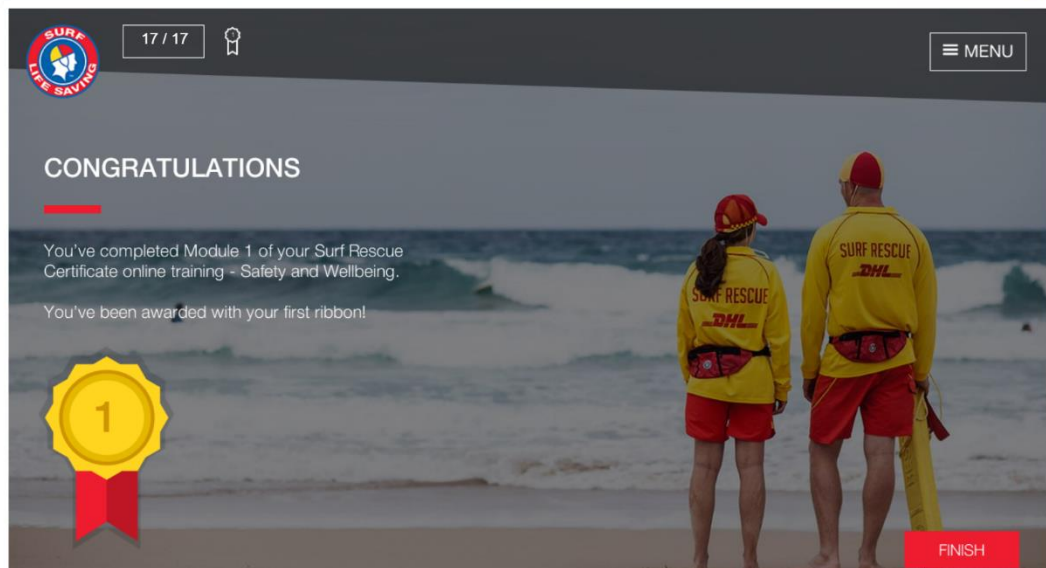



2. On the My Training page, click View if the course is a bundle (more than one module) or Start if the course is a single module. Note, you can also review completed courses.



3. If the course is a bundle (more than one module), the module list will display. Click Start again to open the required module.
4. Work your way through the module, following the instructions on the screen.

5. When you finish the module, click the **Finish** button to record your results or follow alternative instructions on the screen.



## Accessing your certificate

When you complete a course, which has a certificate associated with it, you will be emailed the certificate which you can print or forward by email to your trainer.

If you need to access the certificate from your **My Training** list, you can click the Certification 1 button next to the completed course.

### Bronze Medallion

**Type:** Course Bundle

**Accessible Since:** January 06, 2017

**Status:** COMPLETE

**Author:** Surf Life Saving

**Certifications:** [Certification 1](#)

