

# Avalon Beach SLSC – eLearning Instructions

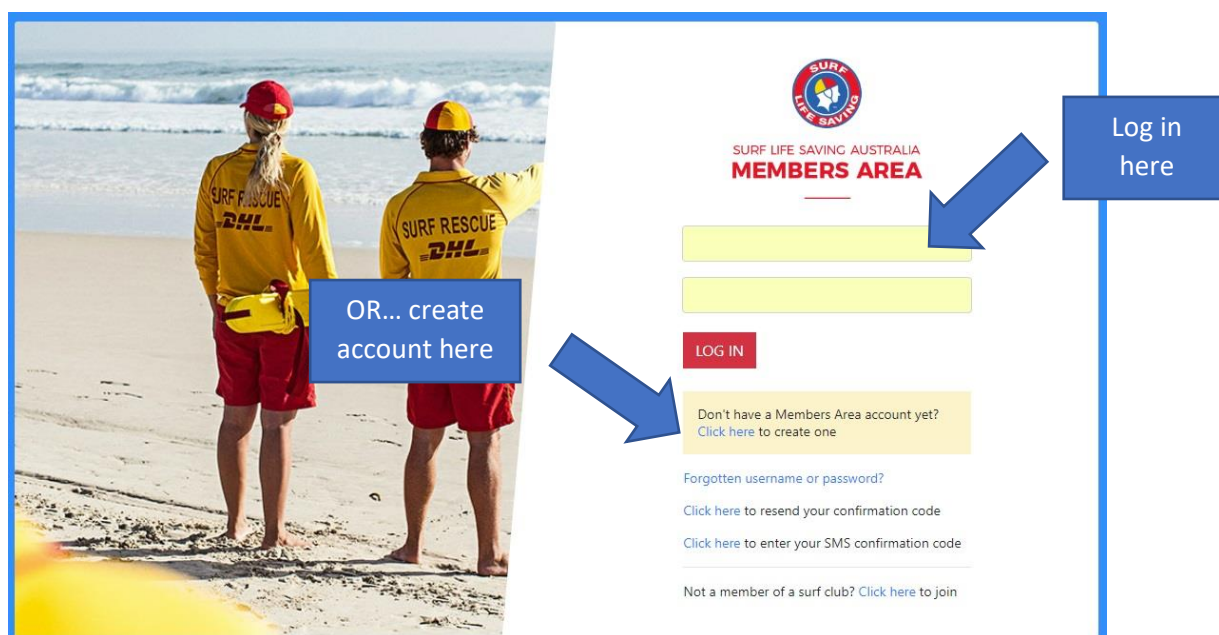
V5 November 11 2018. Author: Louise Lindop

## Contents

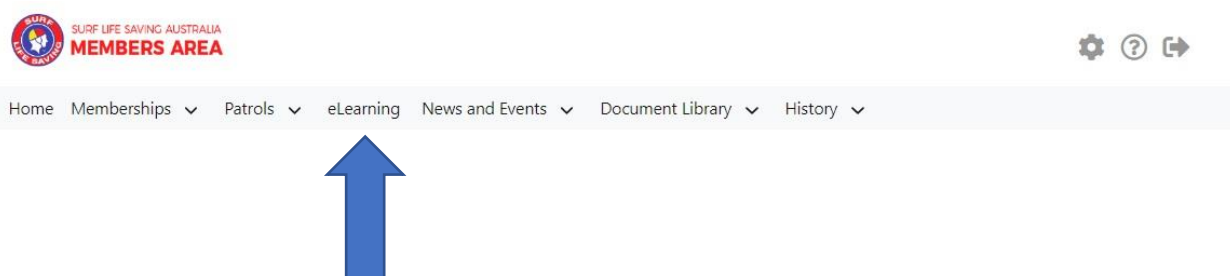
Accessing the SLSA eLearning .....	1
Enrolling on a course.....	3
Accessing and completing a course .....	6
Accessing your certificate .....	8
Further detailed information .....	8

## Accessing the SLSA eLearning

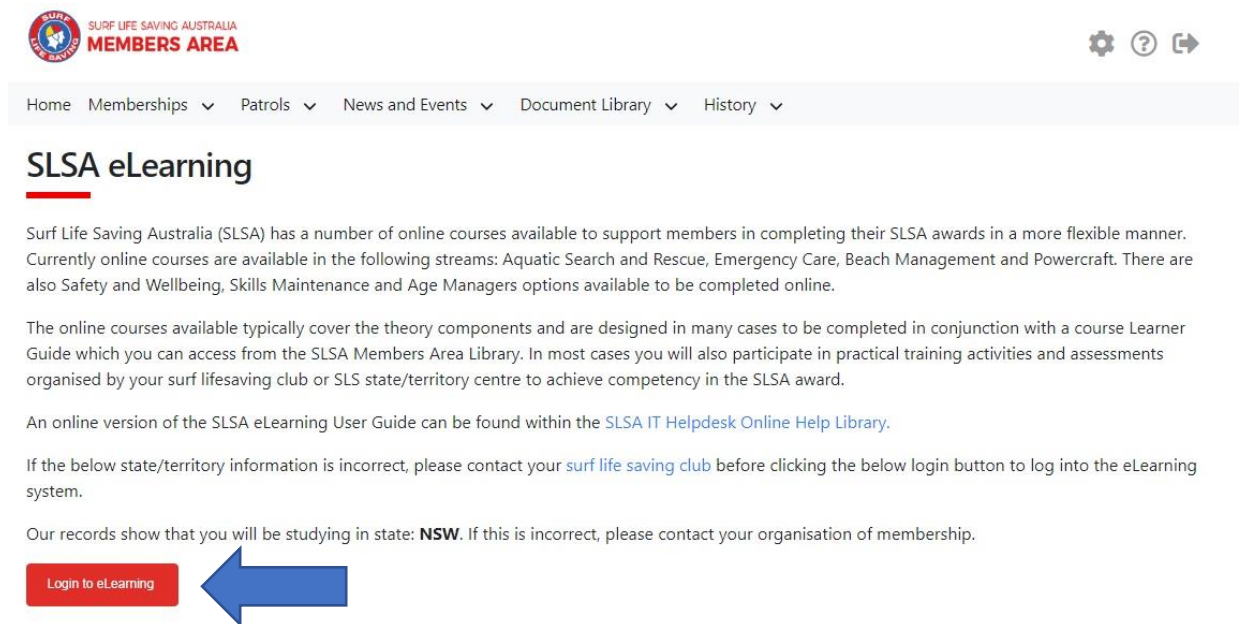
1. Go to the SLS Members Portal <https://members.sls.com.au/> and sign in. Note, if you don't have a member's portal account, click the link on the login page to create one.



2. When logged into the Members Area, select eLearning from the menu bar.



### 3. Click Login to eLearning.

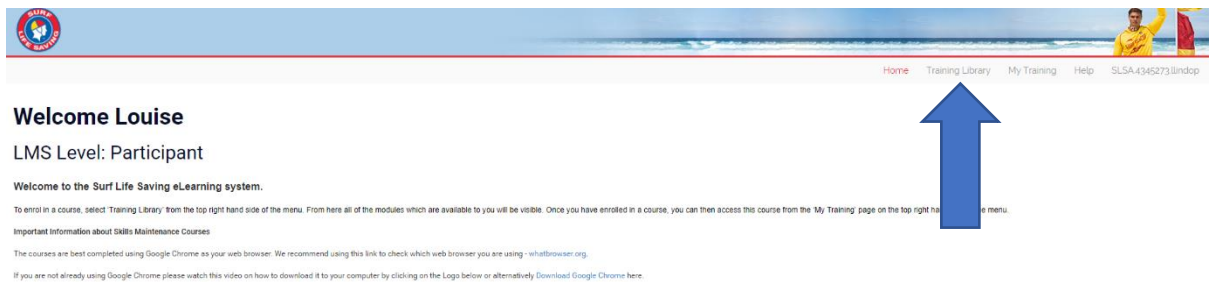


The screenshot shows the SLSA Members Area interface. At the top left is the SLSA logo and the text 'SURF LIFE SAVING AUSTRALIA MEMBERS AREA'. On the top right are icons for settings, help, and share. Below this is a navigation menu with 'Home', 'Memberships', 'Patrols', 'News and Events', 'Document Library', and 'History'. The main heading is 'SLSA eLearning'. The text explains that SLSA offers online courses for awards in Aquatic Search and Rescue, Emergency Care, Beach Management, and Powercraft, as well as Safety and Wellbeing, Skills Maintenance, and Age Managers. It notes that courses cover theory components and are often completed alongside practical training. A link to the 'SLSA IT Helpdesk Online Help Library' is provided. A note states that records show the user is studying in 'NSW' and suggests contacting their membership organization if incorrect. At the bottom, a red 'Login to eLearning' button is highlighted with a blue arrow pointing to it from the right.

### 4. The first time you log in you will be asked to accept terms and conditions before being directed to the welcome page.

# Enrolling on a course

1. Click **Training Library**.



2. Click the required course category.

The category will be:

**SLS – Aquatic Rescue** for Bronze Medallion, Surf Rescue Certificate (SRC), IRB Crew, Silver Medallion Aquatic Rescue, Silver Medallion Basic Beach Management.

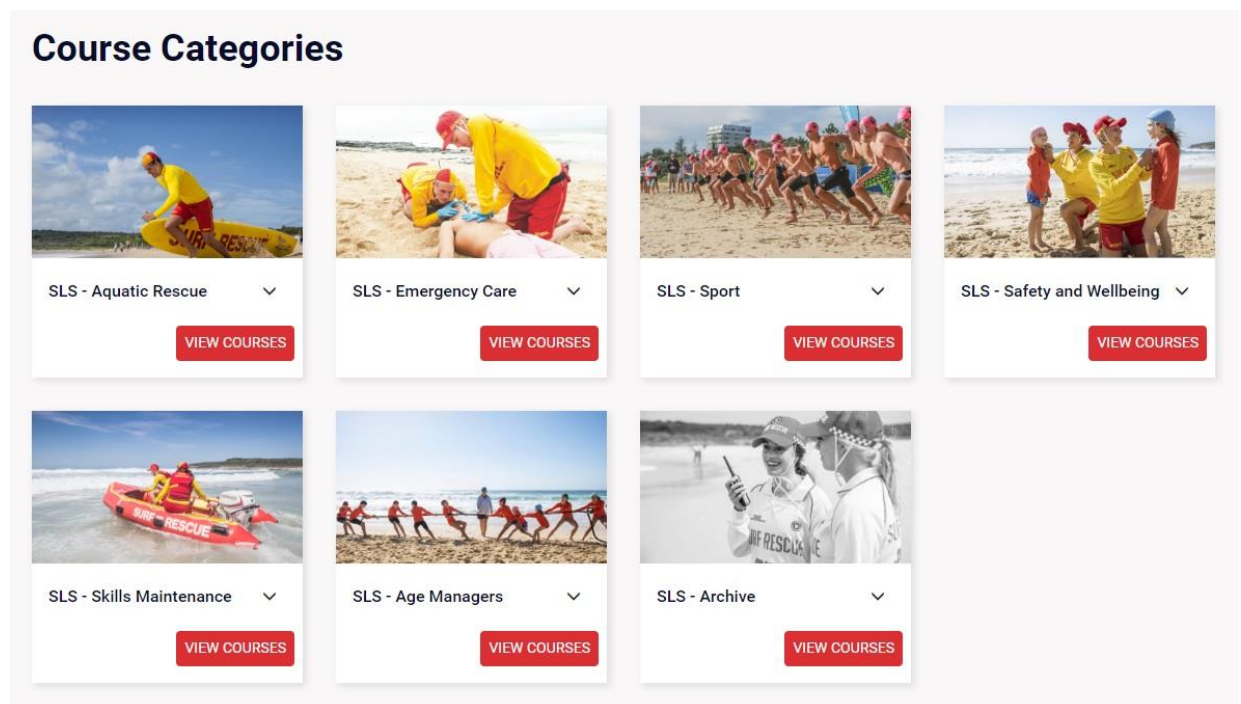
**SLS – Sport** for courses related to becoming a coach or official.

**SLS – Emergency Care** for ART, Spinal Management, Advanced First Aid and Pain Management.

**SLS – Safety and Wellbeing** for Safer Surf Clubs and Safeguarding Children and Young People Awareness Course.

**SLS – Skills Maintenance** for all Skills Maintenance courses.

**SLS – Age Managers** for Age Manager courses.




3. Find the course you would like to enrol on then click the **Enrol** button. This example shows enrolment on the Surf Rescue Certificate course in the SLS – Aquatic Rescue category.

### Courses in SLS - Aquatic Rescue

The screenshot displays a grid of course cards under the heading "Courses in SLS - Aquatic Rescue". Each card includes a representative image, the course title, a brief description, and an "ENROL" button. A blue arrow points to the "ENROL" button of the "Bronze Medallion" course.

- Surf Rescue Certificate**  
Surf Life Saving  
This course provides participants with the skills and knowledge of basic patrolling and surf awareness in order to be able to participate in lifesaving operations.
- Bronze Medallion**  
Surf Life Saving
- SLS - IRB Crew**  
Surf Life Saving
- Silver Medallion Aquatic Rescue**  
Surf Life Saving  
The SLSA Silver Medallion Aquatic Rescue course provides participants with the skills and knowledge to participate in search and rescue operations.
- Silver Medallion Beach Management**  
Surf Life Saving

4. Click **Process Payment**. Note, with the exception of the SLS –Sports category, there is no payment required for courses. Cost is \$0.00.



ACCOUNT LOG IN    PROCESS PAYMENT    START TRAINING

### Pay for your course

This is a secure 256-bit SSL Encrypted payment


You have sufficient credit to purchase this course.  
No additional payment is required.

ITEM	Cost
Surf Rescue Certificate	\$0.00

PROMOTIONAL CODE  [APPLY](#)

[PROCESS PAYMENT](#) ←

5. Wait to be automatically directed, or click **Go To Training**.



ACCOUNT LOG IN    PROCESS PAYMENT    START TRAINING

### Purchase Complete

Thank you for choosing etrainu

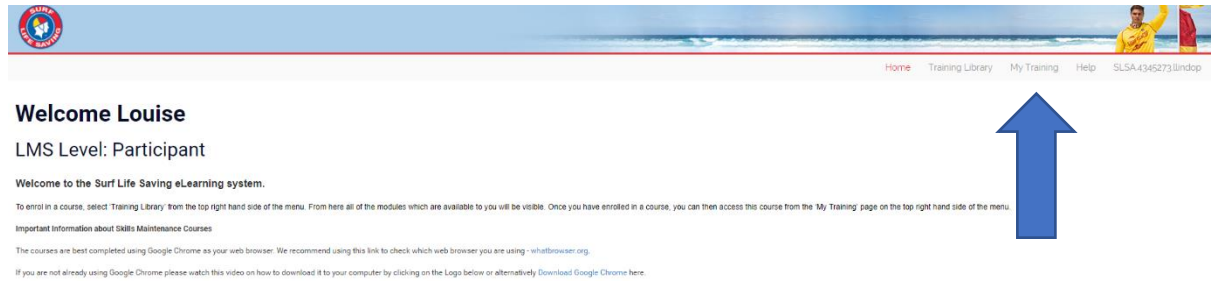
Your payment was successful and your receipt has been sent to your email address:  
**louise.lindop@gmail.com**

You will now be directed to your online training.

[GO TO TRAINING](#) ←

## Accessing and completing a course

1. If you've just logged in, click **My Training**. If you've just enrolled, you can skip this step and go to step 2 below.



**Welcome Louise**  
LMS Level: Participant

Welcome to the Surf Life Saving eLearning system.

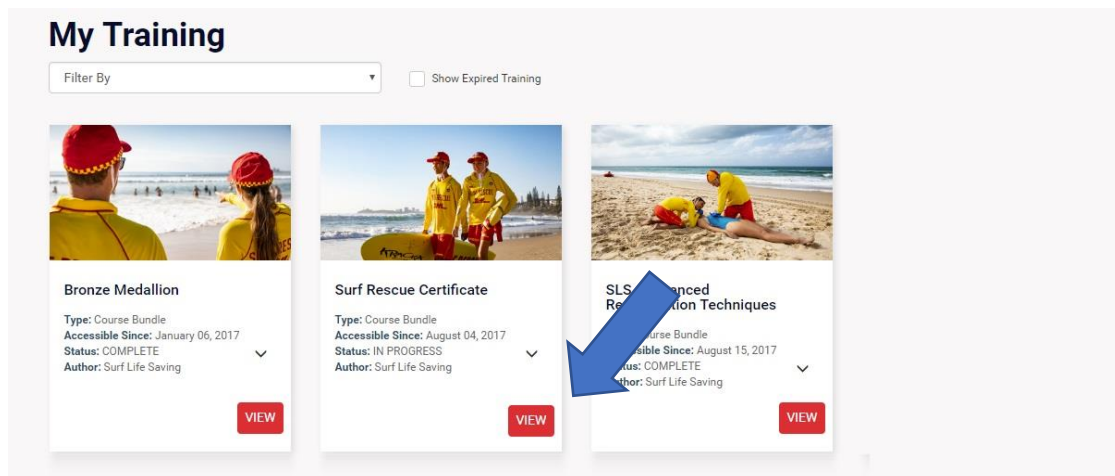
To enrol in a course, select 'Training Library' from the top right hand side of the menu. From here all of the modules which are available to you will be visible. Once you have enrolled in a course, you can then access this course from the 'My Training' page on the top right hand side of the menu.

Important information about Skills Maintenance Courses

The courses are best completed using Google Chrome as your web browser. We recommend using this link to check which web browser you are using - [whatbrowser.org](#).

If you are not already using Google Chrome please watch this video on how to download it to your computer by clicking on the Logo below or alternatively [Download Google Chrome here](#).

2. On the My Training page, click View if the course is a bundle (more than one module) or Start if the course is a single module. Note, you can also review completed courses.

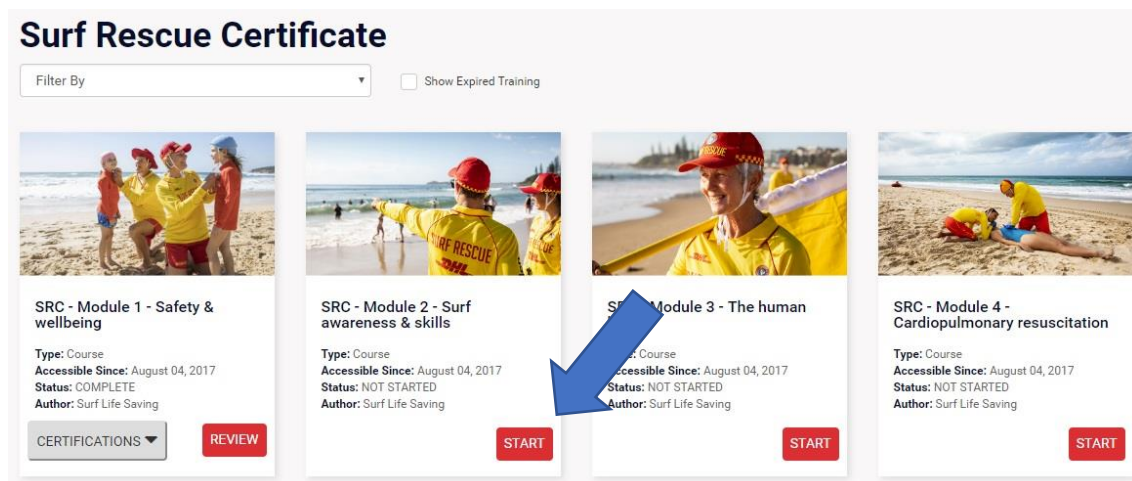


### My Training

Filter By   Show Expired Training

- Bronze Medallion**  
Type: Course Bundle  
Accessible Since: January 06, 2017  
Status: COMPLETE  
Author: Surf Life Saving  
[VIEW](#)
- Surf Rescue Certificate**  
Type: Course Bundle  
Accessible Since: August 04, 2017  
Status: IN PROGRESS  
Author: Surf Life Saving  
[VIEW](#)
- SLS Advanced Resuscitation Techniques**  
Type: Course Bundle  
Accessible Since: August 15, 2017  
Status: COMPLETE  
Author: Surf Life Saving  
[VIEW](#)

3. If the course is a bundle (more than one module), the module list will display. Click Start to open the required module.

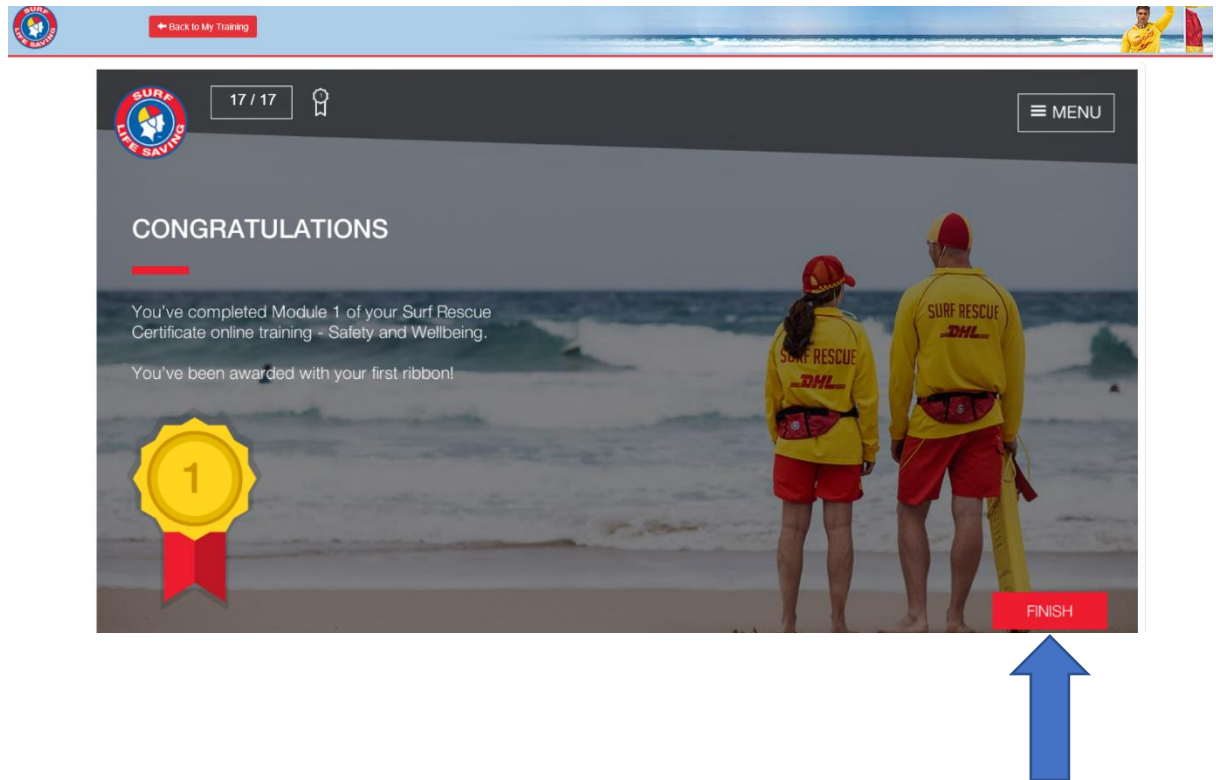


### Surf Rescue Certificate

Filter By   Show Expired Training

- SRC - Module 1 - Safety & wellbeing**  
Type: Course  
Accessible Since: August 04, 2017  
Status: COMPLETE  
Author: Surf Life Saving  
[CERTIFICATIONS](#) [REVIEW](#)
- SRC - Module 2 - Surf awareness & skills**  
Type: Course  
Accessible Since: August 04, 2017  
Status: NOT STARTED  
Author: Surf Life Saving  
[START](#)
- SRC - Module 3 - The human**  
Type: Course  
Accessible Since: August 04, 2017  
Status: NOT STARTED  
Author: Surf Life Saving  
[START](#)
- SRC - Module 4 - Cardiopulmonary resuscitation**  
Type: Course  
Accessible Since: August 04, 2017  
Status: NOT STARTED  
Author: Surf Life Saving  
[START](#)

4. Work your way through each module, following the instructions on the screen.
5. When you finish the module, click the **Finish** button to record your results or follow alternative instructions on the screen.



## Accessing your certificate

When you complete a course, which has a certificate associated with it, you will be emailed the certificate which you can print or forward by email to your trainer.

If you need to access the certificate from your **My Training** list, you can click the Certification button next to the completed course.



### Surf Rescue Certificate

Type: Course Bundle

Accessible Since: August 04, 2017

Status: IN PROGRESS

Author: Surf Life Saving



CERTIFICATIONS ▼

REVIEW



## Further detailed information

For more detailed information, log into the Member's Area and refer to the SLSA eLearning User Guide v7 August 2018 in the Document Library.